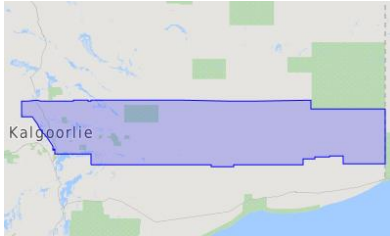






Cultural and Language Diversity Fact Sheet



Kalgoorlie			Population	23.4 million	Australia	
	30,059		Male : Female %	49.3 : 50.7		
	52.1 : 47.9		Median Age	38		
	33		Private dwellings	9.9 million		
	12,975		People per household	2.6		
	2.7		Families	6.1 million		
	7,241					
Religion %					Religion %	
No Religion	33.4				No Religion	29.6
Catholic	22.0				Catholic	22.6
Anglican	10.9				Anglican	13.3
Christianity, nfd	4.3				Uniting Church	3.7
Uniting Church	2.4				Christianity, nfd	2.6
Ancestry %					Ancestry %	
Australian	27.0				English	25.0
English	25.6				Australian	23.3
Irish	7.0				Irish	7.6
Scottish	6.5				Scottish	6.4
German	2.8				Chinese	3.9
Language other than English spoken at home %					Language other than English spoken at home %	
Afrikaans	1.3				Mandarin	2.5
Tagalog	1.1				Arabic	1.4
Filipino	0.7				Cantonese	1.2
Mandarin	0.7				Vietnamese	1.2
Hindi	0.5				Italian	1.2
Country of birth %					Country of birth %	
Australia	65.8				Australia	66.7
New Zealand	7.9				England	3.9
England	2.4				New Zealand	2.2
Philippines	2.1				China	2.2
South Africa	1.9				India	1.9
India	1.2				Philippines	1.0

Kalgoorlie		Australia
\$2,080	Median weekly household income	\$1,438
\$290	Median weekly rent	\$335
\$1,800	Median monthly mortgage	\$1,755
7.0%	Unpaid care to a person with a disability (last 2 weeks)	11.3%
17.3%	Voluntary work (last 12 months)	19.0%
82.5%	Internet accessed from dwelling	83.2%
*People values are based on a person's place of usual residence.		

Owned outright		17.0 % Kalgoorlie 31.0 % Australia
Owned with a mortgage		41.7 % Kalgoorlie 34.5 % Australia
Rented		38.5 % Kalgoorlie 30.9 % Australia