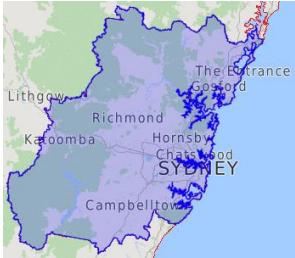






Cultural and Language Diversity Fact Sheet



Sydney			Australia	
	4.8 million	Population	23.4 million	
	49.3 : 50.7	Male : Female %	49.3 : 50.7	
	36	Median Age	38	
	1.9 million	Private dwellings	9.9 million	
	2.8	People per household	2.6	
	1.2 million	Families	6.1 million	
Religion %				
Catholic	25.1		No Religion	29.6
No Religion	24.6		Catholic	22.6
Anglican	12.0		Anglican	13.3
Islam	5.3		Uniting Church	3.7
Buddhism	3.9		Christianity, nfd	2.6
Ancestry %				
English	19.4		English	25.0
Australian	18.1		Australian	23.3
Chinese	7.8		Irish	7.6
Irish	6.6		Scottish	6.4
Scottish	4.9		Chinese	3.9
Language other than English spoken at home %				
Mandarin	4.7		Mandarin	2.5
Arabic	4.0		Arabic	1.4
Cantonese	2.9		Cantonese	1.2
Vietnamese	2.1		Vietnamese	1.2
Greek	1.6		Italian	1.2
Country of birth %				
<i>Australia</i>	57.1		<i>Australia</i>	66.7
China	4.7		England	3.9
England	3.1		New Zealand	2.2
India	2.7		China	2.2
New Zealand	1.8		India	1.9
Vietnam	1.7		Philippines	1.0

Sydney		Australia	
\$1,750	Median weekly household income	\$1,438	Owned outright  29.1 % Sydney 31.0 % Australia
\$440	Median weekly rent	\$335	Owned with a mortgage  33.2 % Sydney 34.5 % Australia
\$2,167	Median monthly mortgage	\$1,755	Rented  34.1 % Sydney 30.9 % Australia
11.1%	Unpaid care to a person with a disability (last 2 weeks)	11.3%	
16.7%	Voluntary work (last 12 months)	19.0%	
85.6%	Internet accessed from dwelling	83.2%	

*People values are based on a person's place of usual residence.